



OKLAHOMA COUNTY HEALTH INDICATORS

WELLNESS NOW

- Indicators of Health
 - Crime
 - Built Environment
 - Socioeconomic
 - Accessibility
- Disease Burden
 - Chronic Disease
 - Infectious Disease
 - Maternal and Child Health
 - Mental Health





WELLNESS NOW

MEASURABLE HEALTH IMPROVEMENT

2014 Highlights*

Overall mortality decreased 1.2%

Deaths from Preventable Chronic Diseases

Stroke Mortality ***reduced*** by 3.9%

Heart Disease Mortality ***reduced*** by 2.9%

Breast Cancer Mortality ***reduced*** by 4.7%


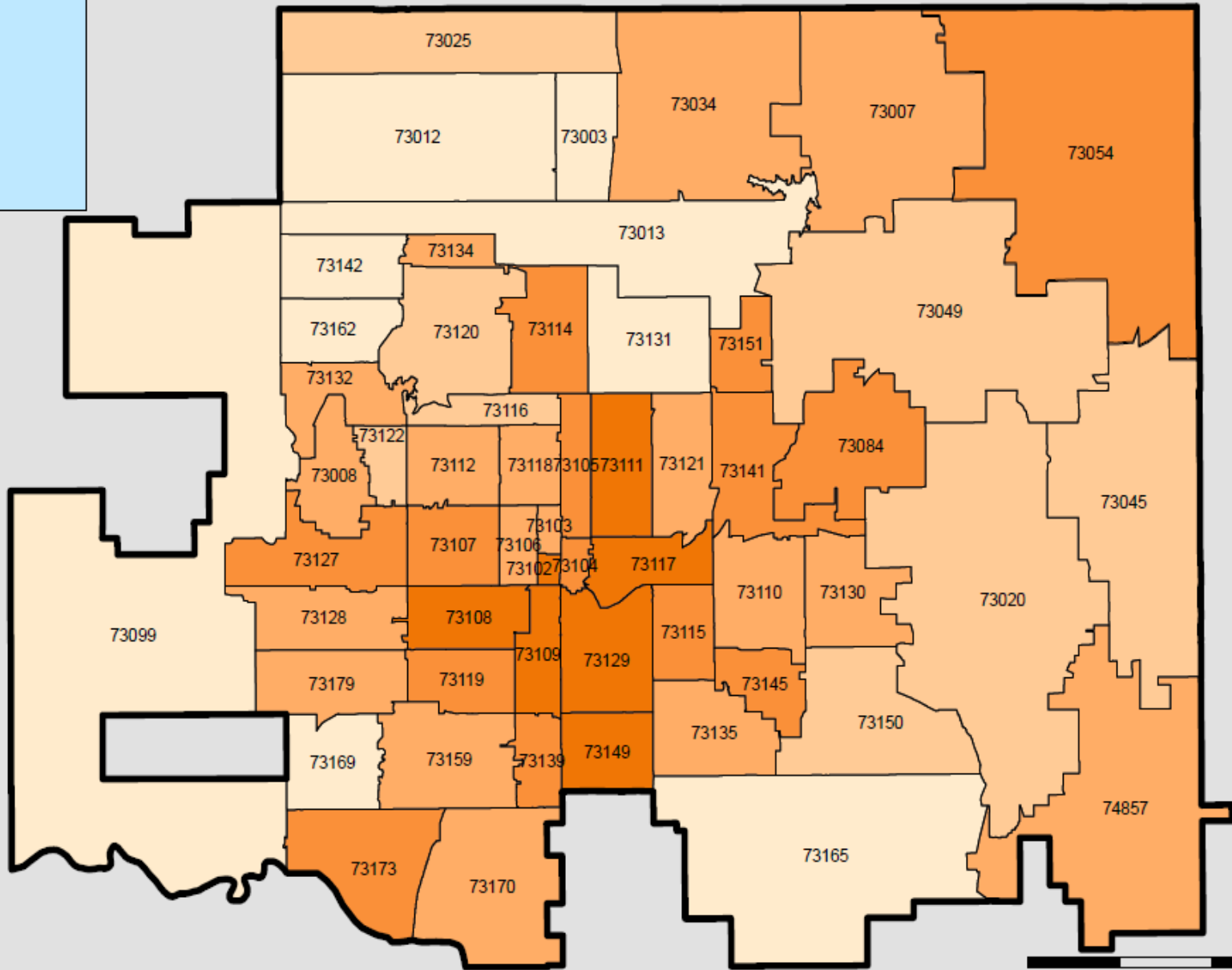
Lung Cancer Mortality ***reduced*** by 3.5%

Prostate Cancer Mortality ***reduced*** by 6.8%

* 2008-2009 compared to 2010-2012 Age-adjusted rates

Health Risk Ranking

- Highest
- High
- Moderate
- Low
- Lowest





Wellness Score Indicators

WELLNESS NOW

- **Socioeconomics**
 - Income, poverty, SNAP and SSI, Unemployment, Education Attainment
- **Maternal and Child Health**
 - Birth rates, access to prenatal care, premature and low birth rate, single mother households, infant mortality rate, maternal tobacco use, maternal education
- **Infectious Disease**
 - Enteric Disease, Hepatitis B and C, Influenza/Pneumonia, other infectious disease
- **Chronic Disease Mortality**
 - All Causes, CVD, Stroke, Heart Attack, Diabetes, Hypertension, Chronic Lower Resp. Disease, Cancers
- **Mental and Social Health**
 - Mental Health Visits, Substance Abuse, Child Abuse and Neglect, Suicide Mortality, Free/Reduced Lunch, Grocery Store Availability
- **Crime**
 - Homicide, Aggravated Assaults, Gun-Related Mortality
- **Health Care Access**
 - Emergency Room Visits, Preventable Hospital Stays, Physicians per Capita



Methodology

WELLNESS NOW

- Wellness Score is measured using a “Z-score”
 - Number of standard deviations a zip code is above or below the county mean
- For all measures, data from multiple years are combined to provide sufficient sample size to be meaningful (2010-2012).
- The score for each zip code is based on the following formula:

$$\text{Wellness Score} = \frac{(\text{Zip Code Value} - \text{County Mean})}{(\text{Standard Deviation of all Zip Code values})}$$



Methodology (cont.)

WELLNESS NOW

- The overall score was calculated by adding the scores of each measure multiplied by its percentage of total overall ranking and the effect it has on health (Weighting).
- Methodology mirrors that used by state and county health rankings produced by the United Health Foundation and the Robert Wood Johnson Foundation, respectively.
- Easy to replicate across the state to measure wellness at zip code and county levels, using available data.



WELLNESS NOW

EFFECTIVE RESOURCE ALLOCATION

OCCHD resource allocation based on health disparity

- Place Matters
- Evidenced Based Programs
- Engagement of Policy Makers
- Prevention and Wellness Priorities



PLACE MATTERS

WELLNESS NOW

- The two unhealthiest zip codes have median incomes on average \$27,163 below the national median
- The healthiest zip code - \$9,813 **above** the national median.
- Select Outcome Comparison

Outcome	Healthiest	Unhealthiest
Teen Births	6.4%	19.9%
Diabetes Mortality	21 per 100,000	82 per 100,000
CVD Mortality	236 per 100,000	583 per 100,000
Lung Cancer Mortality	49 per 100,000	118 per 100,000



WELLNESS NOW

Cost of Care: Unhealthiest Zip Codes*

- Hypertension: \$119,770
- Stroke: \$1,191,400
- Diabetes: \$462,000
- Cancer: \$3,438,080
- Total Cost: \$5,211,250

***Combined cost of care for two least healthy zip codes: 73108 and 73111**

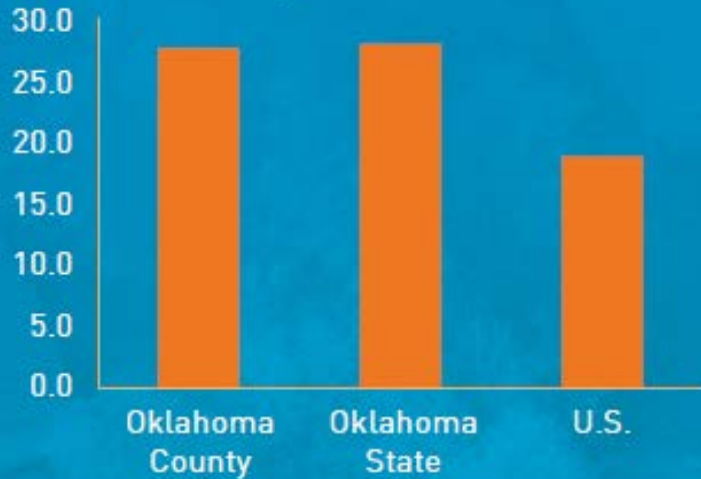
Costs reflect only mortality cases and costs associated with managing chronic disease. These costs are an underestimate of costs absorbed for chronic disease treatment.



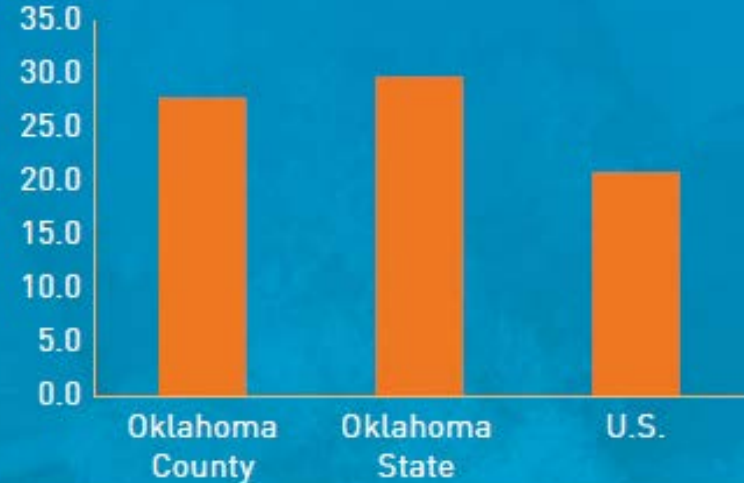
BEST PRACTICE OPPORTUNITY: CHRONIC DISEASE

WELLNESS NOW

Age Adjusted Hypertension Mortality Rates 2010-2012



Age Adjusted Diabetes Mortality Rates 2010-2012





WELLNESS NOW

Improving Chronic Disease Outcomes

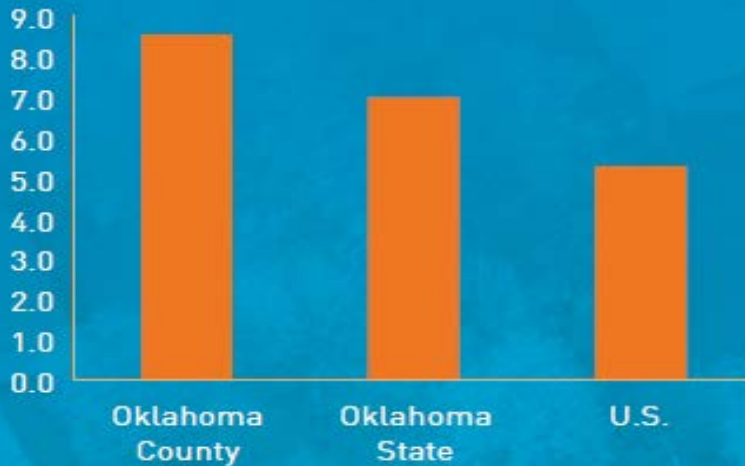
- Opportunities to Improve Chronic Health Outcomes
 - My Heart, Total Wellness
 - Expansion of safe, affordable recreation areas
 - Integration of Community Health Workers into traditional provider care teams
- Policy Opportunities
 - Improved tobacco controls
 - Community Health Worker Reimbursements



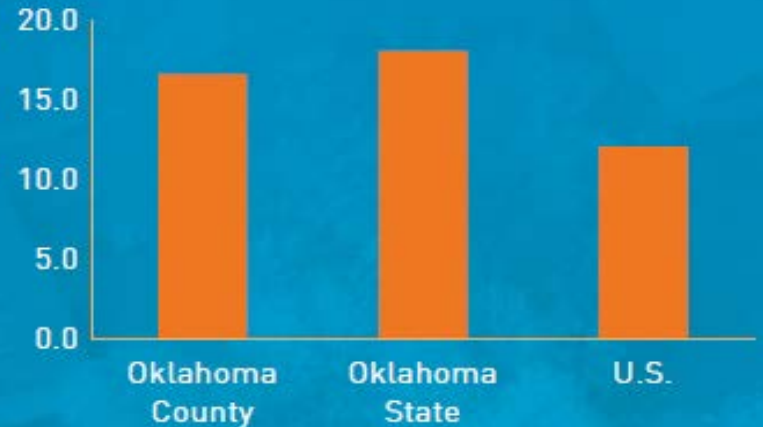
BEST PRACTICE OPPORTUNITY: Crime and Mental Health

WELLNESS NOW

Age Adjusted Homicide Mortality Rates 2010-2012



Age Adjusted Suicide Mortality Rates 2010-2012



Rates are per 100,000 population



Improving Crime and Mental Health Outcomes

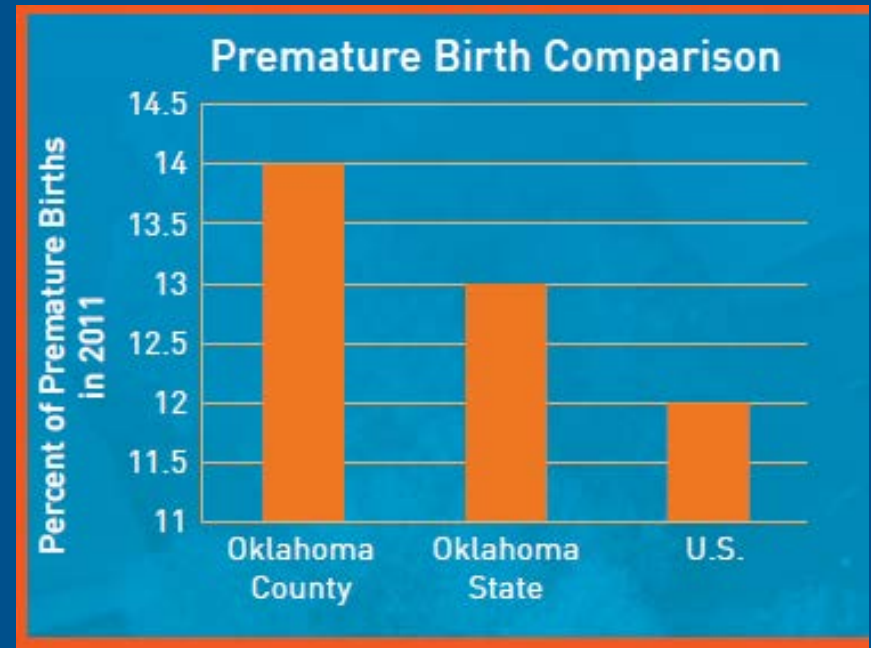
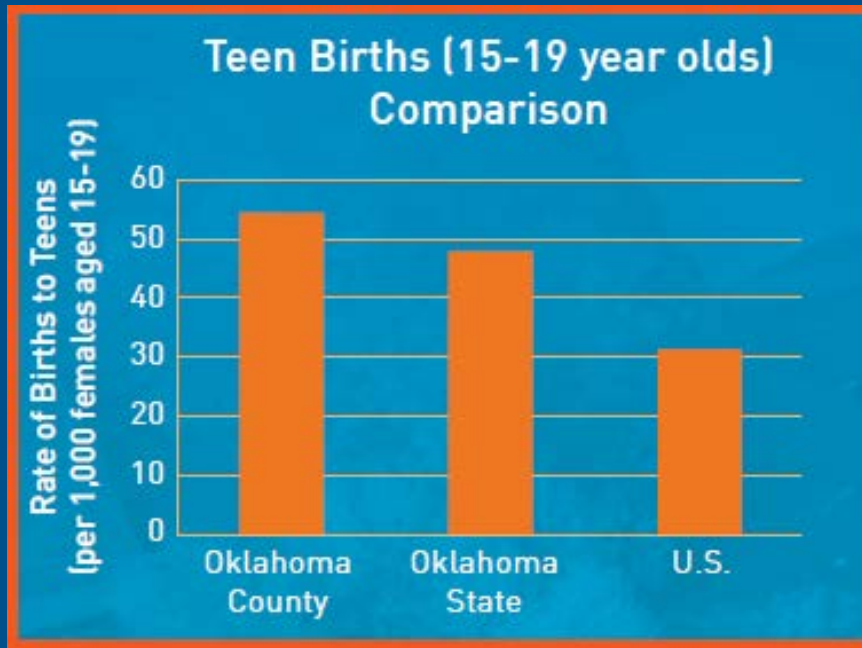
WELLNESS NOW

- Developing and sustaining multi-sector partnerships to combat poor mental health and crime indicators
 - Programmatic Interventions
 - Youth Suicide Prevention Grant
 - Health at School Program
 - After School Programming
 - Access to appropriate resources
 - Policy Opportunities
 - Support for reimbursement systems that encourage collaborative care among public health, primary care providers and mental health providers



Best Practice Opportunity: Maternal and Child Health

WELLNESS NOW





IMPROVING MATERNAL AND CHILD HEALTH OUTCOMES

WELLNESS NOW

- Community mobilization and cohesiveness through the Wellness Now Coalition
 - Programmatic Interventions
 - Health at School
 - Fetal and Infant Mortality Case Review
 - Maternal and Child Health Workgroup
 - Policy Opportunities
 - Encouraging meaningful coordination of care;
 - Supporting policies for improving access to health education in the schools



ENGAGING POLICY MAKERS

WELLNESS NOW

- Policies that impact education and workforce development also impact health outcomes;
- Emphasis on “Health in all Policies” will facilitate health improvement state wide, and metros can help lead the way;
- Create incentives for business, hospitals, and other organizations to partner with local health departments to link business and health and wellness as an economic development issue;
- Identifying cost-effective programs and policy strategies, such as increasing tobacco tax, are critical to improving health; and
- Increased priority on prevention and wellness activities.



Call to Action

WELLNESS NOW

- Advocate for improved tobacco controls in the state of Oklahoma;
 - Increasing tobacco tax is the single most effective way to prevent tobacco initiation in our state;
- Engage your business leadership in the OK County Business Alliance to improve our community's health;
 - A healthy, active community is a recruitment and retention tool, and offers financial rewards in lower healthcare costs community-wide;
- Invest your time for improving community resources through Wellness Now
 - Improving health starts with leveling the playing field to pursue a healthy lifestyle, which means impacting poverty and education levels as well.



Contact Us!

WELLNESS NOW

- Wellness Now
 - Become a Wellness Now Coalition member at:
<https://www.occhd.org/wellnessnow/join>
 - Need more information? Contact us at:
WellnessNow@occhd.org
- Partners in Public Health
 - Contact Jackie Shawnee for more information:
Jackie_shawnee@occhd.org
- OK County Business Alliance
 - Contact Keith Kleszynski for more information:
keith_kleszynski@occhd.org